

Window and door system

MB-59S HI

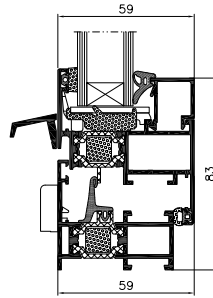
The **MB-59S HI** system has been designed to give architects an integrated window and door system, allowing flexibility of design whilst at the same time as providing good thermal and acoustic insulation. It is the starting point for any specifier and provides a multitude of options for window projects; Tilt&turn, Tilt&slide, side hung, bottom hung, pivot and also an open out option for top hung and side hung. They are also available in high thermal insulation variety name HI.

- *economical and functional*

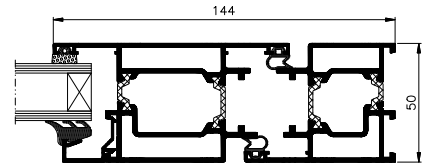
- *variety of applications*



MB-59S / MB-59S HI



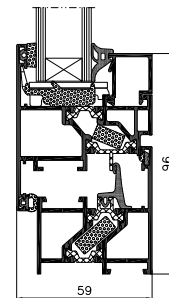
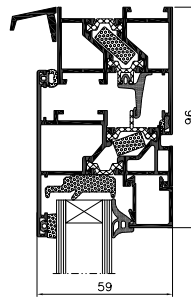
Opening window – cross-section MB-59S HI



Door – cross-section MB-59S

The standard tilt and turn variety offers great value for money. It is ideal for limited budget projects with basic thermal and acoustic requirements. It is suitable for installation in low or medium rise buildings for commercial and domestic, new build or refurbishment projects.

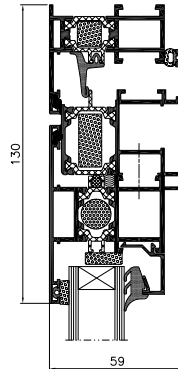
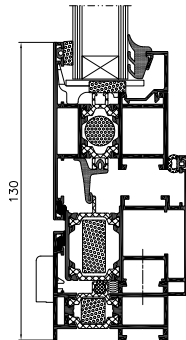
MB-59S CASEMENT / MB-59S CASEMENT HI



Outward opening window – cross-section

The casement window features modern structure designed to get more out of its thermal performance in compliance with building regulations. It is available as a top or side hung window and has multi point locking and fixed restrictors with adjustable friction for enhanced security.

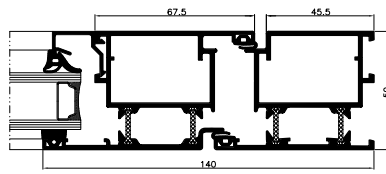
MB-59S PIVOT / MB-59S PIVOT HI



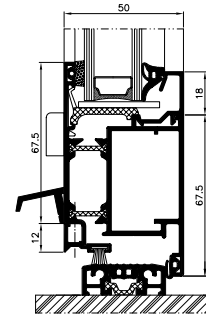
Pivot window – cross-section

The pivot window is available in horizontal or vertical applications which makes it an appropriate window for most occasions. The compliance with safety and ventilation requirements makes the pivot the ideal choice for hospitals, schools and offices. It is greatly compatible with curtain wall systems for enabling easy and intuitive assembly to already set wall.

MB-59SE



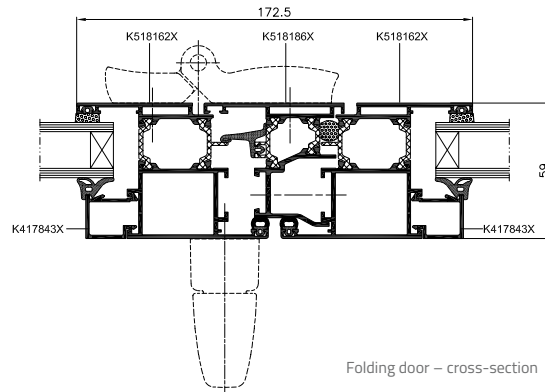
Door – cross-section



Cross-section of the bottom rail in door

This modern variety is designed for economy type of doors and combination of doors and windows that meet enhanced performance requirements.

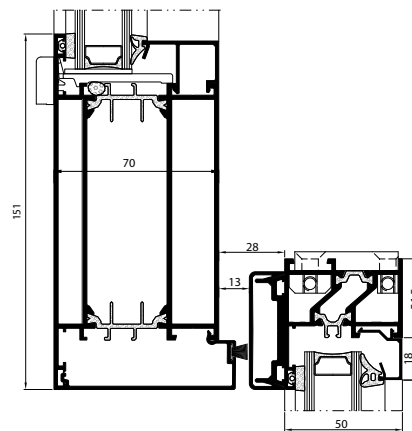
FOLDING DOORS



Folding door – cross-section

They can feature open in option when they are based on one of MB-59S, MB-60, MB-70 aluminum profiles or the open out when they employ MB-59S Casement solution.

MB-DPA



Door – cross-section

Automatic sliding door system is designed for use as individual construction, in larger glazing modules and as part of aluminum curtain wall. It can employ both thermally insulated and non insulated aluminum profiles. Offering comfort of use and high rate of safety it features large size of glazing panes.

FEATURES AND BENEFITS

- window options include, open in side hung, bottom hung, pivot tilt & turn and Slide & Tilt. The Casement derivative provides open out options of top hung and side hung
- single or double doorsets available in open in or out
- wide range of finishes and colours, Anodises, Powder coated, dual colour and new Decoral wood grain finish
- dual color option
- eurogroove to broaden the choice of hardware available
- suites with other Aluprof's MB systems allowing total design flexibility and project solutions
- compliance with CE marking requirements

TECHNICAL SPECIFICATION	MB-59S MB-59S HI	MB-59SE	MB-59S CASEMENT MB-59S CASEMENT HI	MB-59S PIVOT MB-59S PIVOT HI
Depth of frame (door / window)	50 mm / 50 mm	50 mm		
Depth of leaf (door / window)	50 mm / 59 mm	50 mm	59 mm	
Glazing rang (fixed window and door / opening window)	4,5 – 31,5 mm / 4,5 – 40,5 mm	4,5 – 31,5 mm	4,5 – 31,5 mm / 4,5 – 40,5 mm	4,5 – 31,5 mm
MIN VISIBLE WIDTH T-PROFILE				
Frame (door / window)	36,5 mm / 47,5 mm	45,5 mm	33,5 mm	47,5 mm
Leaf (door / window)	72,5 mm / 34,5 mm	67,5 mm	72,5 mm	77,5 mm
SIZE AND WEIGHT LIMITATIONS				
Maximum size of window (H×W)	H to 2400 mm W to 1250 mm	–	H to 2000 mm W to 2400 mm	
Maximum size of door (H×W)	H to 2300 mm W to 1100 mm	H to 2300 mm W to 1000 mm	–	–
Max weight (door / window)	100 kg / 130 kg	100 kg		180 kg
TYPES OF CONSTRUCTIONS				
Solutions	Titl window, turn window, tilt and turn window, Doors open out and open in	Economy doors	Top or side hung window	Pivot window with horizontal or vertical applications

PERFORMANCE	MB-59S MB-59S HI	MB-59SE	MB-59S CASEMENT MB-59S CASEMENT HI	MB-59S PIVOT MB-59S PIVOT HI
Air Permeability	class 4 EN 1026:2001; EN 12207:2001	class 2 EN 1026:2001; EN 12207:2001	class 4 EN 1026:2001; EN 12207:2001	
Windload resistance	C3 EN 12211:2001; EN 12210:2001	C2 EN 12211:2001; EN 12210:2001	C5 EN 12211:2001; EN 12210:2001	CE2400 EN 12210:2001
Impact resistance	class 3	class 4	class 1	–
Watertightness	E1050 EN 1027:2001; EN 12208:2001	3A EN 1027:2001; EN 12208:2001	E1050 EN 1027:2001; EN 12208:2001	AE750 EN 1027:2001; EN 12208:2001
Thermal insulation (U _f)	from 1,8 W/(m ² K)	from 2,7 W/(m ² K)	from 2,1 W/(m ² K)	–